




FRANKONIA

EMC Test-Systems GmbH

COILS

Loop sensors / radiating loops / Helmholtz coils

DATASHEET



Frankonia EMC Test-Systems GmbH

Daimlerstr. 17

91031 Forchheim

Germany



+49 9191 73666-0



+49 9191 73666-20



sales@frankonia-emv.com

WWW.FRANKONIA-SOLUTIONS.COM



FRANKONIA
EMC Test-Systems GmbH

COILS ACCORDING TO MIL-STD-461E | LOOP SENSOR / RADIATING LOOP

- ✓ LS_040: Electrostatically shielded loop sensor according to MIL-STD-461E
- ✓ RL_120: 120mm radiating loop according to MIL-STD-461E
- ✓ LS_133: Electrostatically shielded loop sensor according to MIL-STD-461E



LS_040
with connecting cable



RL_120
with connecting cable



Daimlerstr. 17, 91031 Forchheim



+49 9191 73666-0



+49 9191 73666-20



sales@frankonia-emv.com

WWW.FRANKONIA-SOLUTIONS.COM



FRANKONIA
EMC Test-Systems GmbH



For calibration purpose the **LS_040** is attached onto the **RL_120**.

The distance of 5 cm between radiating loop and field monitoring loop is guaranteed automatically.

LS_133
with connecting cable

Positioning facility with 3 polymer threaded rods at the front side



Daimlerstr. 17, 91031 Forchheim



+49 9191 73666-0



+49 9191 73666-20



sales@frankonia-emv.com

WWW.FRANKONIA-SOLUTIONS.COM



FRANKONIA
EMC Test-Systems GmbH

COIL ACCORDING TO EN 55103-1/2 | LOOP SENSOR / RADIATING LOOP

- ✓ RLS_133: Electrostatically shielded loop sensor according to EN 55103-1/2.
For economical reasons this coil is used as radiating loop and loop sensor as well.



RLS_133
with connecting cable

Positioning facility with 3 polymer threaded rods at the front side.



Daimlerstr. 17, 91031 Forchheim



+49 9191 73666-0



+49 9191 73666-20



sales@frankonia-emv.com



FRANKONIA
EMC Test-Systems GmbH

COIL ACCORDING TO EN 55103-1/2 | LOOP SENSOR / RADIATING LOOP

Model	LS_040	RL_120	LS_133	RLS_133
Type:	Loop sensor	Radiating loop	Loop sensor	Loop sensor / radiating loop
Standard:	MIL-STD-461E RS101	MIL-STD-461E RS101	MIL-STD-461E RE101	EN 55103-1/2
Diameter:	40 mm	120 mm	133 mm	133 mm
Body material:	PVC	MDF	MDF	MDF
Wire:	7-41 Litz wire	2,0mm Magnet wire	7-41 Litz wire	0,25 mm ² Litz wire
Number of turns:	51	20	36	36
Number of layers:	1	4	4	4
Shielding:	Elektrostatic	none	Elektrostatic	Elektrostatic
Distance to EUT:	5 cm	5 cm	7 cm	10 cm / 5 cm
Connector at coil:	Speakon	4 mm MC socket	Speakon	Speakon
Connector at cable:	XLR	4 mm MC plug	XLR	XLR / 4 mm MC plug
Coil factor (50 mm):	---	76,3 1/m	---	138,5 1/m
Correction factor:	see calibration sheet (50 Ω / 600 Ω / 1M Ω)	---	see calibration sheet (50 Ω / 600 Ω / 1M Ω)	see calibration sheet (50 Ω / 600 Ω / 1M Ω)
DC resistance:	~ 4,5 Ω	~ 0,05 Ω	~ 10 Ω	~ 1,1 Ω
Inductance:	~ 130 μ H	~ 120 μ H	~ 340 μ H	~ 340 μ H
Resonant frequency:	---	> 1,8 MHz	---	> 0,9 MHz
Frequency range:	10 Hz - 1 MHz	DC - 500 kHz	10 Hz - 1 MHz	DC / 10 Hz - 500 kHz
Nominal current:	---	15 A	---	5 A
Connecting cable:	Microphone cable	Litz wire 2 x 1,5mm ²	Microphone cable	Microphone cable / Litz wire 2 x 1,5mm ²
Volume of delivery:	Coil LS_040 Cable, 3m Calibration sheet	Coil RL_120 Cable, 3m Calibration sheet	Coil LS_133 Cable, 3m Calibration sheet	Coil RLS_133 2 Pcs. Cable á 3m Calibration sheet



Daimlerstr. 17, 91031 Forchheim



+49 9191 73666-0



+49 9191 73666-20




sales@frankonia-emv.com



FRANKONIA
EMC Test-Systems GmbH

HELMHOLTZ COILS FOR SUSCEPTIBILITY TESTS

- ✓ Tapped single axis and triaxial Helmholtz coils
- ✓ For immunity tests according to MIL-STD-461E, EN 55103-2, SAE J1113-22 etc.
- ✓ Tapped single layer winding resulting in large coil factors for tests with low frequencies and low inductance for tests with high frequencies.
- ✓ For the generation of magnetic fields with field strength > 1000 A/m



HCST_50/28_TAP
Tapped triaxial Helmholtz coil



Daimlerstr. 17, 91031 Forchheim



+49 9191 73666-0



+49 9191 73666-20



sales@frankonia-emv.com

WWW.FRANKONIA-SOLUTIONS.COM

GENERAL

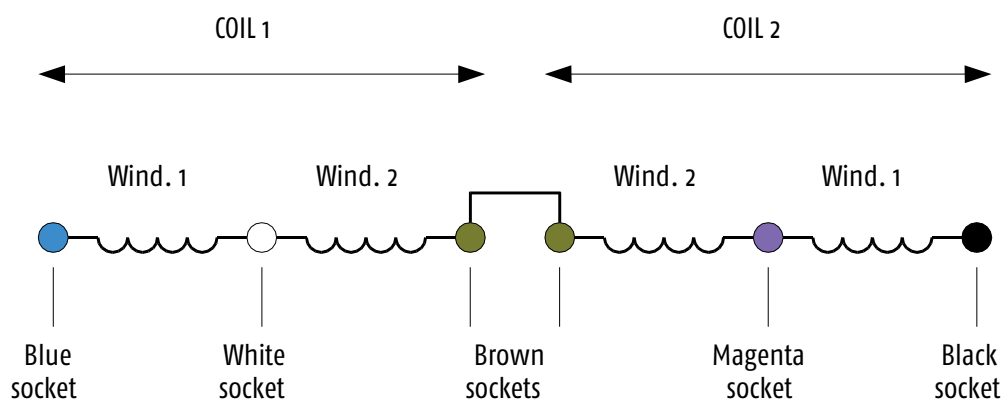
The typical single axis Helmholtz coil system consists of two identical wound coils, wired in series. The magnetic field between and in the center of the coils is extremely uniform.

At fixed dimension the strength of the magnetic field generated is directly proportional to the number of turns in the coils and the current applied to them.

A high number of turns leads to a high coil factor. The higher the coil factor, the lower the current (and thus the amplifier power) to maintain a specific field strength. However, if higher frequencies are required (e.g. MIL-STD-461E requires 100 kHz), the coil impedance will require impracticable high driving voltages to drive enough current through the coil in order to reach the desired field intensity.

It is a common feature of all immunity standards that the required field intensity decreases with increasing frequency. The afore mentioned MIL-STD-461E e.g. requires 1000 μ T at 60 Hz and 0,63 μ T at 100 kHz.

The best solution to bypass these problems is the construction of tapped Helmholtz coils. The basic design is shown in the subsequent drawing.



Connecting the output of a power amplifier to the blue socket and black socket leads to a Helmholtz coil with a high coil factor – best for the generation of high field strength at low frequencies, where the coil inductance has no or little influence.

Connecting the output of a power amplifier to the white socket and magenta socket leads to a Helmholtz coil with low inductance – best for the generation of medium field strength at high frequencies.

With Helmholtz coil configurations of greater complexity the disturbing magnetic fields are generated in different directions. Systems that consist of three coil pairs (triaxial Helmholtz coil) generate the magnetic vector in the X-, Y- and Z-direction.


With a corresponding generator/analyzer it is possible to control the EUT fully automated across a wide frequency range without the need to turn it.





FRANKONIA
EMC Test-Systems GmbH

HCS_50/28_TAP
Helmholtz coil with loop sensor RLS_133



General assembly of HCS coils

Helmholtz coils of the HCS series are constructed completely of wooden materials. Metallic components are limited to the copper wire and electrical connectors.

The copper wire is covered with heavy duty laminate. The wire is not visible and therefore protected against damaging.

The volume of delivery contains cabling (length 3 m) designed for the maximum current rating of the coils.



Daimlerstr. 17, 91031 Forchheim



+49 9191 73666-0



+49 9191 73666-20



sales@frankonia-emv.com

WWW.FRANKONIA-SOLUTIONS.COM



FRANKONIA

EMC Test-Systems GmbH

SPECIFICATIONS

<i>Model</i>	<i>HCS_50/28_TAP</i>	<i>HCS_100/60_TAP</i>	<i>HCST_50/28_TAP</i>
Type	Monaxial	Monaxial	Triaxial
Dimension [cm]	50	100	50 / 46 / 42
Number of turns (per coil)	22 + 4	44 + 10	22 + 4
Coil separation [cm]	28	60	28
Coil factor [m^{-1}]	65,9 / 11,2	61,3 / 10,3	X-axis: 66,1 / 11,3 Y-axis: 67,8 / 11,8 Z-axis: 69,1 / 12,2
Total resistance DC [Ω]	0,63 / 0,15	10,5/2,0	X-axis: 0,58 / 0,10 Y-axis: 0,53 / 0,09 Z-axis: 0,48 / 0,08
Total inductance [mH]	1,73 / 0,07	6,2 / 1,2	X-axis: 1,73 / 0,07 Y-axis: 1,52 / 0,06 Z-axis: 1,33 / 0,05
Resonant frequency [kHz]	> 150 kHz	> 150 kHz	> 150 kHz
Rated current [A]	16	16	16
Short term current [A]	20	20	20

(All coils are customized so the subsequent data are only exemplary.)



Daimlerstr. 17, 91031 Forchheim



+49 9191 73666-0



+49 9191 73666-20




sales@frankonia-emv.com


WWW.FRANKONIA-SOLUTIONS.COM




Frankonia EMC Test-Systems GmbH

Daimlerstr. 17
91031 Forchheim
Germany

 +49 9191 73666-0

 +49 9191 73666-20

 sales@frankonia-emv.com

WWW.FRANKONIA-SOLUTIONS.COM